


# LEGO brick character colouring


I'm wearing  
a white top and blue  
trousers. I've got black hair  
and a yellow face  
and hands.



I'm wearing a red jacket,  
a pink T-shirt and grey trousers.  
I've got black hair, a brown face  
and brown hands.




I'm wearing a white T-shirt  
and a blue skirt.  
I've got black hair, a pink  
face, hands and legs.



Read and colour.


I've got a pink face.  
I'm wearing a grey hat,  
a white and blue jacket,  
dark blue trousers  
and pink gloves.



I've got a yellow face.  
I'm wearing a blue hat,  
a red and white sweater  
and dark blue trousers.



**Create your own Lego brick character and write.**

A large, rounded rectangular box with a thick black border. Inside the box, there are ten horizontal lines for writing, spaced evenly apart. The box is positioned to the right of the Lego minifigure, with a small tail pointing towards the figure's head.

# LEGO brick character colouring

I'm wearing  
a white top and blue  
trousers. I've got black hair  
and a yellow face  
and hands.



I'm wearing a red jacket,  
a pink T-shirt and grey trousers.  
I've got black hair, a brown face  
and brown hands.



I'm wearing a white T-shirt  
and a blue skirt.  
I've got black hair, a pink  
face, hands and legs.



I've got a pink face.  
I'm wearing a grey hat,  
a white and blue jacket,  
dark blue trousers  
and pink gloves.



I've got a yellow face.  
I'm wearing a blue hat,  
a red and white sweater  
and dark blue trousers.



