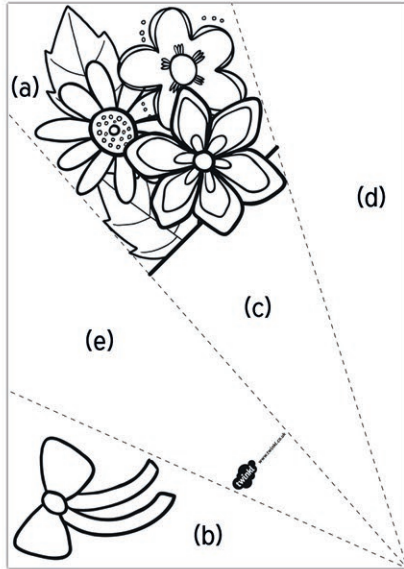


# Paper Flower Bouquet


## Instructions

1.




Colour in the flowers and the bow section labelled (a) and (b). You don't need to colour section (c).

2.




Fold back section d along the dotted line.

3.



Fold Section (e) behind section (c) so that you can see the back of section (b) on the right hand side.

4.



Finally fold section (b) over so that the bow is at the front of the bouquet.